



**Computer Science Paper III**  
**Web Technologies – II**  
**[Discipline Specific Course-II]**

<b>Semester: VI</b>	<b>Credits: 2</b>	<b>Subject Code: BS62203</b>	<b>Lectures: 36</b>
---------------------	-------------------	------------------------------	---------------------

**Course Outcomes:**

<p><b>At the end of this course, the learner will be able to:</b></p> <ul style="list-style-type: none"> <li>● Explore different technologies used for client Side Scripting Language</li> <li>● Write programs based on XML and XML parsers.</li> <li>● Create dynamic applications using JavaScript and AJAX.</li> <li>● Implement web application using PHP framework</li> </ul>
---

<b>Unit 1: Introduction to Web Techniques</b>	<b>09</b>
---	-----------

<ul style="list-style-type: none"> <li>● Variables</li> <li>● Server information</li> <li>● Processing forms</li> <li>● Setting response headers</li> <li>● Maintaining state PHP error handling</li> </ul>	
---	--

<b>Unit 2: XML</b>	<b>09</b>
--------------------	-----------

<ul style="list-style-type: none"> <li>● XML- XML document Structure</li> <li>● PHP and XML XML parser</li> <li>● The document object model</li> <li>● The simple XML extension</li> <li>● Changing a value with simple XML</li> </ul>	
--	--

<b>Unit 3: Java Script , Jquery and AJAX Technology</b>	<b>12</b>
---	-----------

<ul style="list-style-type: none"> <li>● JavaScript             <ul style="list-style-type: none"> <li>○ Overview of JavaScript Object Orientation and JavaScript Basic Syntax(JS datatypes, JS variables )</li> <li>○ Primitives, Operations and Expressions Screen Output and keyboard input(Verification and Validation)</li> <li>○ JS Control statements and JS Functions JavaScript HTML DOM</li> <li>○ Events(onmouseup, onmousedown, onclick, onload, onmouseover, onmouseout)</li> <li>○ JS Strings and JS String methods JS popup boxes(alert, confirm, prompt).</li> <li>○ Jquery library - Including jquery library in page Jquery selector , DOM manipulation using jquery</li> </ul> </li> <li>● Introduction of AJAX             <ul style="list-style-type: none"> <li>○ AJAX web application model</li> <li>○ AJAX –PHP framework Performing AJAX validation</li> <li>○ Handling XML data using php and AJAX Connecting database using php and AJAX</li> </ul> </li> </ul>	
--	--









Board of Studies	Name	Signature
Chairperson (HoD)	Ms. Ashwini Kulkarni	



<b>Unit 4: PHP framework CodeIgniter</b>	<b>06</b>
<ul style="list-style-type: none"> <li>● Overview, Installing CodeIgnite Application</li> <li>● Architecture MVC Framework. Basic concept of CodeIgniter</li> <li>● Libraries Working with databases Load external JS and CSS page and redirecting from controller</li> <li>● Adding JS and CSS, Page redirection.</li> <li>● Loading dynamic data on page &amp; session management, cookies management</li> </ul>	

<b>Recommended Reference Books:</b>
<ul style="list-style-type: none"> <li>● Cody Lindley, <i>JQuery CookBook</i>, O'reilly Publication November 2009</li> <li>● Matt Doyle, <i>Beginning PHP 5</i>, Wrox publication 27 October 2009.</li> <li>● Rasmus Lerdorf, and Kevin Tatroe, <i>Programming PHP</i>, O'Reilly publication April 2006</li> <li>● Rob Foster, <i>Codeigniter 2 CookBook</i>, PACKT Publication, December 2013</li> <li>● The proficient team at Kogent Solutions, <i>AJAX Black Book</i>, Dreamtech Press, 2009</li> </ul>

<b>Websites:</b>
<ul style="list-style-type: none"> <li>● www.php.net.in</li> <li>● www.W3schools.com</li> <li>● https://www.tutorialspoint.com/codeigniter/index.htm</li> <li>● https://api.jquery.com/</li> <li>● http://codeigniter.com/docs</li> </ul>

Board of Studies	Name	Signature(in white cell)
Chairperson (HoD)	Ms. Ashwini Kulkarni	
Faculty	Ms. Swati Pulate	
Faculty	Ms. Alka Kalhapure	
Subject Expert (Outside SPPU)	Prof. Mr. Aniket Nagane	
Subject Expert (Outside SPPU)	Dr. Manisha Divate	
VC Nominee	Dr. Manisha Bharambe	
Industry Expert	Ms. Snehal Biyala	
Alumni	Ms. Mamta Choudhary	

Board of Studies	Name	Signature
Chairperson (HoD)	Ms. Ashwini Kulkarni	