

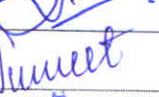








Project

Semester III	Subject Code: MS31904	Lectures: -
--------------	-----------------------	-------------

Unit 1: Project details	
<p>Project details</p> <ul style="list-style-type: none"> • The Project can be platform, Language and technology independent. • Project will be evaluated by project guide. • Assessment will be done weekly in the respective batch. • Evaluation will be on the basis of weekly progress of project work, progress report, oral, results and documentation and demonstration. • Student should fill your status of the project work on the progress report and get the Signature of project guide regularly. • Progress report should sharply focus how much time you have spent on specific task. (The format of progress report is given as follow.) • Student should keep all signed progress report. • Project will not be accepted if progress report is not submitted and all responsibility remains with student. • Student should prepare design document using SE/UML techniques depends on your project 	


Sr. No.	BOS member		Sign
1	Dr. Razak Sayyed	Subject Expert	
2	Prof. Abhijit Sathe	Subject Expert	
3	Prof. Sonali Deshmukh	Subject Expert	
4	Mr. Sumeet Kakroo	Industry Expert	
5	Ms. Jyoti Sharma	Alumni	
6	Prof. Ashwini Kulkarni	Chairman	
7	Prof. Shubhangi Jagtap	Internal Faculty	
8	Prof. Alka Kalhapure	Internal Faculty	



Unit 2: Project Report Content



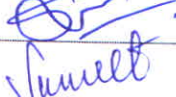





Project Report Content should as follow:

1. College certificate
2. Acknowledgement
3. Problem Definition
4. Existing System and need for the new system
5. Scope of the work
6. Feasibility study (Including H/W & S/W setup requirements)
7. Requirement Analysis (including fact finding methods used)
8. E-R diagrams
9. Normalized Database Design & Data Dictionary.
10. Use-case Diagrams
11. Class Diagrams
12. Sequence Diagrams
13. Collaboration Diagram
14. Activity Diagram
15. Component Diagram
16. Use interface design
 - Menus
 - Input Screens using sample data
 - Reports, Graphs using sample data
17. Testing & Implementation plan (Should contain testing strategies, techniques used & implementation approach used.)
18. Drawbacks, Limitations & Proposed enhancement
19. Abbreviations used (if any)
20. Bibliography/Reference (Including book titles, authors name, editions,



<p>publications, etc)</p> <p>About project Report: -</p> <ul style="list-style-type: none"> • The report should be typed on A4 size, executive bond paper for the final submission. • The report should be in the good quality Rexene bound. We suggest, using one-and-half spaced printing, Times New Roman 12 font sizes for the normal text, 14-16 font sizes for headings & page titles. • Number of copies: For one project you should prepare 2 copies of the project report. One for yourself, one for college. 	
---	--

Unit 3: Project Evaluation		
Project Evaluation: (50+50) marks		
Internal Evaluation: 50 marks (Project Guide)		
• UML Diagram	- 10 Marks	
• Technology And Design Based First Demo [ER Diagram, Database design]	-15 Marks	
• Coding and implementation	-15 marks	
• Final Demo	-10 marks	
External Evaluation: 50 marks		
• Demo	-15 Marks	
• Report	- 10 Marks	
• Presentation	-15 marks	
• Viva	-10 marks	








Sr. No.	BOS member		Sign
1	Dr. Razak Sayyed	Subject Expert	
2	Prof. Abhijit Sathe	Subject Expert	
3	Prof. Sonali Deshmukh	Subject Expert	
4	Mr. Sumeet Kakroo	Industry Expert	
5	Ms. Jyoti Sharma	Alumni	
6	Prof. Ashwini Kulkarni	Chairman	
7	Prof. Shubhangi Jagtap	Internal Faculty	
8	Prof. Alka Kalhapure	Internal Faculty	



Project Progress Report

Roll No. & Student Name	
Title of the Project	
Project Guide Name	

Sr. No	From Date	To Date	Details of Project Work	Project Guide Sign (with Date)

Sr. No.	BOS member		Sign
1	Dr. Razak Sayyed	Subject Expert	
2	Prof. Abhijit Sathe	Subject Expert	
3	Prof. Sonali Deshmukh	Subject Expert	
4	Mr. Sumeet Kakroo	Industry Expert	
5	Ms. Jyoti Sharma	Alumni	
6	Prof. Ashwini Kulkarni	Chairman	
7	Prof. Shubhangi Jagtap	Internal Faculty	
8	Prof. Alka Kalhapure	Internal Faculty	